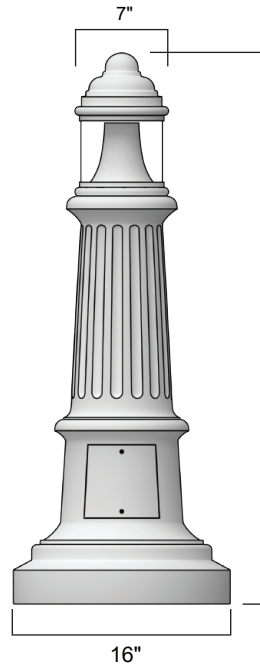



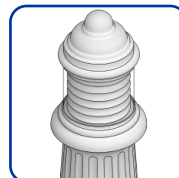
AVPL FILL-BOL- Fillmore Bollard



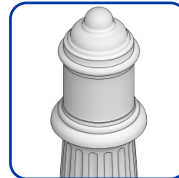
DR



IL



WA



Description

An outstanding traditional design and authentic appearance that is suitable for a variety of lighting applications. The FILL-BOL series by AV Poles and Lighting is ideal for courtyards, pathways, storefronts, and all low level lighting applications.

Materials

Cast aluminum construction

Acrylic injection molded lenses

Stainless steel hardware

Medium base porcelain socket

TGIC thermoset polyester powder coat finish is electrostatically applied at a 3.0 mil nominal thickness. A five stage metal pre-treatment process and sealer provide maximum corrosion resistance. The powder top coat is baked in excess of 400 degrees for supreme endurance.

5 year warranty on LEDs

Ordering Information

Luminaire	Lamp Type	Volts	Optics	Finish	Options
FILL-BOL <input type="checkbox"/>	LED 24W <input type="checkbox"/> 36W <input type="checkbox"/> 57W <input type="checkbox"/>	120 <input type="checkbox"/>	<input type="checkbox"/> DR - Dual Reflector <input type="checkbox"/> IL - Inner Louver <input type="checkbox"/> WA - White Acrylic	<input type="checkbox"/> Dark Bronze <input type="checkbox"/> Black <input type="checkbox"/> White <input type="checkbox"/> Grey <input type="checkbox"/> Green <input type="checkbox"/> Anodized	House Side Shield <input type="checkbox"/> Stanchion Mount <input type="checkbox"/> Electrical 0-10V Dimmable Driver(s) <input type="checkbox"/> Photo Cell + Voltage <input type="checkbox"/> 10-20KV Surge Protector <input type="checkbox"/>
	PSMH 50W <input type="checkbox"/> 70W <input type="checkbox"/>	208 <input type="checkbox"/>			
Height <input type="checkbox"/> 40.5"	HPS 50W <input type="checkbox"/> 70W <input type="checkbox"/>	240 <input type="checkbox"/>	<input type="checkbox"/> DR - Dual Reflector <input type="checkbox"/> IL - Inner Louver <input type="checkbox"/> WA - White Acrylic	<input type="checkbox"/> Dark Bronze <input type="checkbox"/> Black <input type="checkbox"/> White <input type="checkbox"/> Grey <input type="checkbox"/> Green <input type="checkbox"/> Anodized	House Side Shield <input type="checkbox"/> Stanchion Mount <input type="checkbox"/> Electrical 0-10V Dimmable Driver(s) <input type="checkbox"/> Photo Cell + Voltage <input type="checkbox"/> 10-20KV Surge Protector <input type="checkbox"/>
	Color Temp 3000K Warm <input type="checkbox"/> 4000K Natural <input type="checkbox"/> 5000K Cool <input type="checkbox"/>	277 <input type="checkbox"/>			
	<input type="checkbox"/> = LED Only	MT <input type="checkbox"/> 120-277 Voltage Sensing <input type="checkbox"/> <input type="checkbox"/> = LED Only			