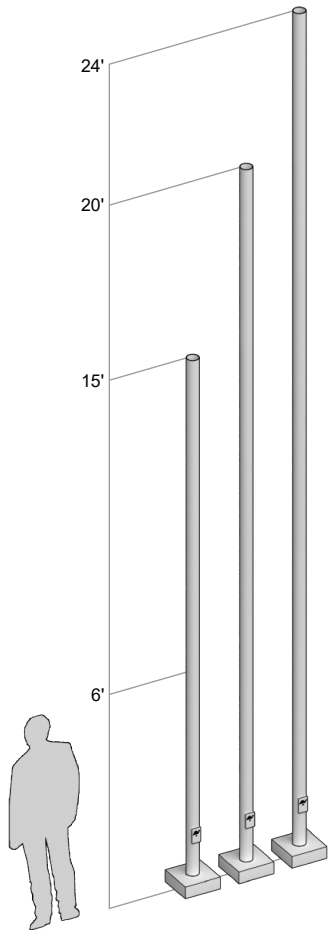


AVPL RSS 4" - Round Straight Steel Series - 7 Ga. (.180 Heavy Wall)



Steel Pole Specifications

SHAFT: Commercial-quality, hot-rolled, carbon steel tubing with a minimum yield strength of 46,000 PSI, conforms to ASTM A500 grade B.

ANCHOR BASE: Fabricated from hot-rolled carbon steel plate conforming to ASTM A36 meets or exceeds minimum yield strength of 36,000 PSI. All welds shall conform to AWS D1.1. Base plate and shaft is circumferentially welded top and bottom.

ANCHOR BOLTS: Fabricated from hot-rolled carbon steel bar with minimum yield strength of 55,000 PSI. Bolt are fully galvanized and conform to ASTM-F1554 A55. Each bolt is furnished with two hex nuts and two flat washers.

BASE BOLT COVER: Two-piece standard full base cover is fabricated from heavy gauge quality carbon steel and pretreated with corrosion inhibitors. Provided with S304 stainless steel hardware. Spun and cast aluminum covers are available.

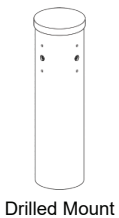
GROUNDING: Provision; 3/8-16 Threaded stud welded to inner shaft wall opposite hand hole. Flat washer and hex nut provided.

HAND HOLE: Reinforced 3" x 5" hand hole is located 18" above base. Cover and attachment hardware provided.

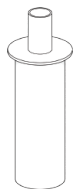
HARDWARE: S304 stainless steel

TOP CAP: Removable top cap provided with drill-mount poles

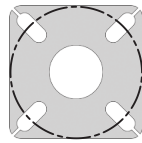
FINISH: TGIC thermoset polyester powder coat finish is electrostatically applied at a 3.0 mil nominal thickness. A five stage metal pretreatment process and sealer provide maximum corrosion resistance. The powder top coat is baked in excess of 400 degrees for supreme endurance.



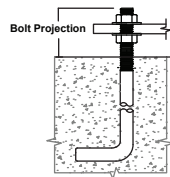
Drilled Mount



Tenon Mount



STL-1 Template
10.00 X 10.00 X 0.75 Anchor Plate
8.00-11.00" DIA. Bolt Circle



Anchor Bolt
Minimum.....3/4"
Maximum.....3/4"

Maximum EPA - SQ. FT.

CATALOG NUMBER	MAX. FIXT. WT.	100 MPH	90 MPH	80 MPH	70 MPH
154-7	N/A	N/A	N/A	N/A	N/A
204-7	135	7.0	10.4	15.0	18.8
244-7	110	3.4	6.0	9.1	13.3






Calculations based on sustained wind forces plus additional 1.3 mph gust.

Ordering Information

Pole Schedule

	Catalog Number	Pole Height	Shaft Size	Wall Gauge	Bolt Circle	Anchorage
<input type="checkbox"/>	RSS 154-7	15'	4"	7	10"	3/4" x 24" x 3"
<input type="checkbox"/>	RSS 204-7	20'	4"	7	10"	3/4" x 30" x 3"
<input type="checkbox"/>	RSS 244-7	24'	4"	7	11"	3/4" x 30" x 3"

Mounting

- Drilled
- 1..... 
- 2-90..... 
- 2-180..... 
- 3-90..... 
- 4-90..... 
- Tenon
- PT23 (2 3/8 O.D. x 4")
- PT27 (2 3/8 O.D. x 4")

Finish

- Dark Bronze
- Black
- White
- Grey
- Green