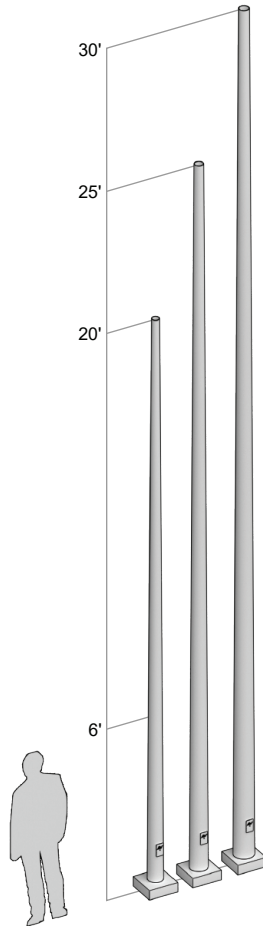


## AVPL RTS 0-30' - Round Tapered Steel Series - 11 Ga. (.120 Standard Wall)



### Steel Pole Specifications

**SHAFT:** Commercial-quality, hot-rolled, carbon steel tubing with a minimum yield strength of 55,000 PSI, conforms to ASTM A595 grade A. Shafts have a uniform taper of approximately .14" per foot.

**ANCHOR BASE:** Fabricated from hot-rolled carbon steel plate conforming to ASTM A36 meets or exceeds minimum yield strength of 36,000 PSI. All welds shall conform to AWS D1.1. Base plate and shaft is circumferentially welded top and bottom.

**ANCHOR BOLTS:** Fabricated from hot-rolled carbon steel bar with minimum yield strength of 55,000 PSI. Bolt are fully galvanized and conform to ASTM-F1554 A55. Each bolt is furnished with two hex nuts and two flat washers.

**BASE BOLT COVER:** Two-piece standard full base cover is fabricated from heavy gauge quality carbon steel and pretreated with corrosion inhibitors. Provided with S304 stainless steel hardware. Spun and cast aluminum covers are available.

**GROUNDING:** Provision; 3/8-16 Threaded stud welded to inner shaft wall opposite hand hole. Flat washer and hex nut provided.

**HAND HOLE:** Reinforced 3" x 5" hand hole is located 18" above base. Cover and attachment hardware provided.

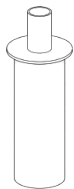
**HARDWARE:** S304 stainless steel

**TOP CAP:** Removable top cap provided with drill-mount poles

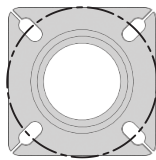
**FINISH:** TGIC thermoset polyester powder coat finish is electrostatically applied at a 3.0 mil nominal thickness. A five stage metal pretreatment process and sealer provide maximum corrosion resistance. The powder top coat is baked in excess of 400 degrees for supreme endurance.



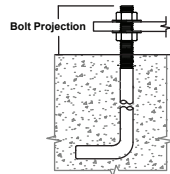
Drilled Mount



Tenon Mount



**STL-2 Template**  
11.50 X 11.50 X 1.00 Anchor Plate  
10.50-12.50" DIA. Bolt Circle



**Anchor Bolt**  
Minimum.....3/4"  
Maximum.....3/4"

### Maximum EPA - SQ. FT.

CATALOG NUMBER	MAX. FIXT. WT.	100 MPH	90 MPH	80 MPH	70 MPH
20-11	375	10.9	13.3	17.7	23.4
25-11	325	12.0	14.5	18.9	24.6
30-11	425	10.4	12.7	17.3	22.6

Calculations based on sustained wind forces plus additional 1.3 mph gust.






## Ordering Information

### Pole Schedule

	Catalog Number	Pole Height	Shaft Size	Wall Gauge	Bolt Circle	Anchorage
<input type="checkbox"/>	RTS 20-11	20'	6" - 3"	11	11.5"	1" x 36" x 4"
<input type="checkbox"/>	RTS 25-11	25'	7" - 3.5"	11	11.5"	1" x 36" x 4"
<input type="checkbox"/>	RTS 30-11	30'	8" - 4"	11	11.5"	1" x 36" x 4"

### Mounting

Drilled

- 1..... 
- 2-90..... 
- 2-180..... 
- 3-90..... 
- 4-90..... 

Tenon

- PT23 (2 3/8" O.D. x 4")
- PT27 (2 3/8" O.D. x 4")

### Finish

- Dark Bronze
- Black
- White
- Grey
- Green