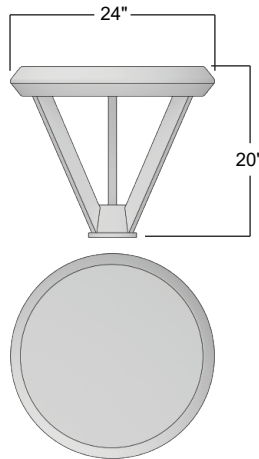
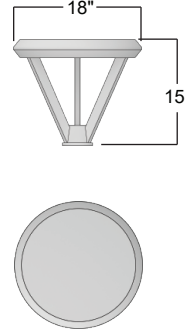


## AVPL ATR - Atria Series LED Luminaire



**ATR1**



**ATR2**

72/112W MAX

### Description

The ATR Atria series by AV Poles & Lighting minimizes surface area with its low profile, modern design. The spun aluminum hood is vented to facilitate the fixture's slim profile. Ideal for parking lots, campuses, auto dealerships, and design build applications.

### Features

Cast Aluminum construction, Stainless Steel hardware

IP68 rated modules - 5 year warranty

Up to 6500 lumens output per module











Low maintenance cost with lifetime >54,000 hrs

Multiple lighting distribution options with optical lens transmittance up to 98%

Multiple modules can easily be connected in series

TGIC thermoset polyester powder coat finish is electrostatically applied at a 3.0 mil nominal thickness. A five stage metal pre-treatment process and sealer provide maximum corrosion resistance. The powder top coat is baked in excess of 400 degrees for supreme endurance.

## Ordering Information

Luminaire	Lamp Type	Volts	Mounting	Finish	Options																																								
<input type="checkbox"/> AVPL ATR1 <input type="checkbox"/> AVPL ATR2	<b>LED</b> 36W 72W 108W 144W <b>700mA</b> <input type="checkbox"/> <input type="checkbox"/> <input type="checkbox"/> <input type="checkbox"/> 56W 112W 168W 224W <b>1A</b> <input type="checkbox"/> <input type="checkbox"/> <input type="checkbox"/> <input type="checkbox"/> <small>*Please call factory for alternate lamp options*</small> <b>Lumen Output (4K)</b> 1 Module      2 Module <table border="1"> <tr> <td></td> <td>36W 700mA</td> <td>56W 1A</td> <td>72W 700mA</td> <td>112W 1A</td> </tr> <tr> <td>Type III</td> <td>4,287</td> <td>6,432</td> <td>8,574</td> <td>12,864</td> </tr> <tr> <td>Type IV</td> <td>4,396</td> <td>6,217</td> <td>8,792</td> <td>12,434</td> </tr> <tr> <td>Type V</td> <td>4,533</td> <td>6,455</td> <td>9,066</td> <td>12,910</td> </tr> </table> 3 Module      4 Module <table border="1"> <tr> <td></td> <td>108W 700mA</td> <td>168W 1A</td> <td>144W 700mA</td> <td>224W 1A</td> </tr> <tr> <td>Type III</td> <td>12,861</td> <td>19,296</td> <td>17,148</td> <td>25,728</td> </tr> <tr> <td>Type IV</td> <td>13,188</td> <td>18,651</td> <td>17,584</td> <td>24,868</td> </tr> <tr> <td>Type V</td> <td>13,599</td> <td>19,365</td> <td>18,132</td> <td>25,820</td> </tr> </table> <b>Color Temp</b> 3000K Warm <input type="checkbox"/> 4000K Neutral <input type="checkbox"/> 5000K Cool <input type="checkbox"/>		36W 700mA	56W 1A	72W 700mA	112W 1A	Type III	4,287	6,432	8,574	12,864	Type IV	4,396	6,217	8,792	12,434	Type V	4,533	6,455	9,066	12,910		108W 700mA	168W 1A	144W 700mA	224W 1A	Type III	12,861	19,296	17,148	25,728	Type IV	13,188	18,651	17,584	24,868	Type V	13,599	19,365	18,132	25,820	120 <input type="checkbox"/> 208 <input type="checkbox"/> 240 <input type="checkbox"/> 277 <input type="checkbox"/> MT <input type="checkbox"/> 120-277 Voltage Sensing <input type="checkbox"/>	<input type="checkbox"/> Wall Mount.....  <input type="checkbox"/> 1.....  <input type="checkbox"/> 2-90.....  <input type="checkbox"/> 2-180.....  <input type="checkbox"/> 3-90.....  <input type="checkbox"/> 3-120.....  <input type="checkbox"/> 4-90.....  <input type="checkbox"/> Post Top..... <input type="checkbox"/>	<input type="checkbox"/> Dark Bronze <input type="checkbox"/> Black <input type="checkbox"/> White <input type="checkbox"/> Grey <input type="checkbox"/> Green	<b>Optical</b> <input type="checkbox"/> House Side Shield <b>Electrical</b> <input type="checkbox"/> 10-20KV Surge Protector <input type="checkbox"/> 0-10V Dimmable Driver(s) <input type="checkbox"/> Photo Cell + Voltage <input type="checkbox"/> High/Low Dimming for Hardwired Switching or Non-Integrated Motion Sensor
	36W 700mA	56W 1A	72W 700mA	112W 1A																																									
Type III	4,287	6,432	8,574	12,864																																									
Type IV	4,396	6,217	8,792	12,434																																									
Type V	4,533	6,455	9,066	12,910																																									
	108W 700mA	168W 1A	144W 700mA	224W 1A																																									
Type III	12,861	19,296	17,148	25,728																																									
Type IV	13,188	18,651	17,584	24,868																																									
Type V	13,599	19,365	18,132	25,820																																									
<input type="checkbox"/> Type III  <input type="checkbox"/> Type IV  <input type="checkbox"/> Type V 	<input type="checkbox"/> = LED Only																																												