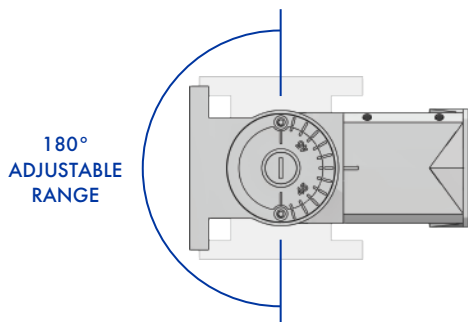


## KNUCKLE 23 ADJUSTABLE ARM



### DESCRIPTION

Adjustable cast aluminum fixture mount. This versatile adjustable arm is ideal for many fixture styles. The AVPL NKLE23 arm works for any commercial, municipality, or design build lighting application where specific light placement is desired.

### FEATURES

Cast aluminum construction. Design allows for fixture to be tilted up to 90° up or down for specific light placement.

Mounts over 2.375" horizontal tenon.

Stainless steel hardware.






TGIC thermoset polyester powder coat finish is electrostatically applied at a 3.0 mil nominal thickness. A five stage metal pre-treatment process and sealer provide maximum corrosion resistance. The powder top coat is baked in excess of 400 degrees for supreme endurance.



SUITABLE FOR  
**WET**  
LOCATIONS

## ORDERING INFORMATION

AVPL -

| ARM    | MOUNTING   | FINISH      |
|--------|--|-------------|
| NKLE23 | 1-90.....   | DARK BRONZE |
|        | 2-90.....   | BLACK       |
|        | 2-180.....  | WHITE       |
|        | 3-90.....   | GREY        |
|        | 4-90.....   | GREEN       |

CONTACT  
FACTORY FOR  
DRILLING OPTIONS

ALL RAL COLORS  
AVAILABLE