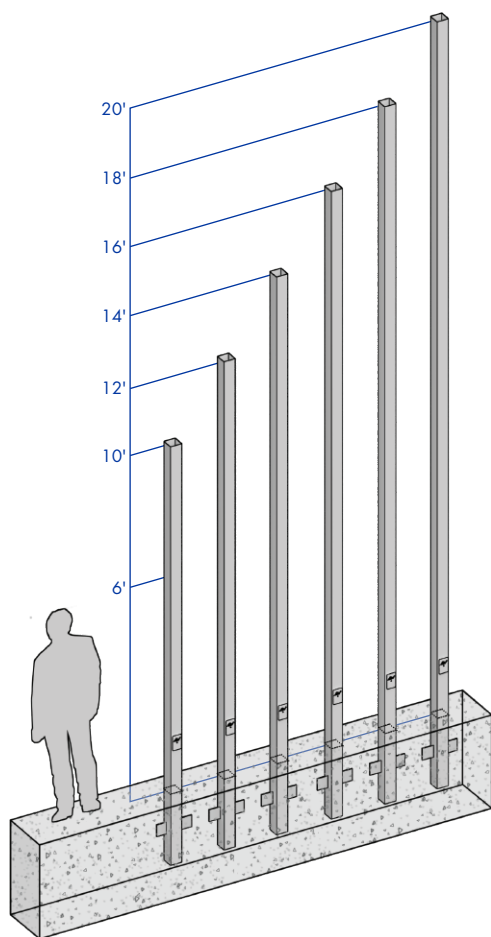


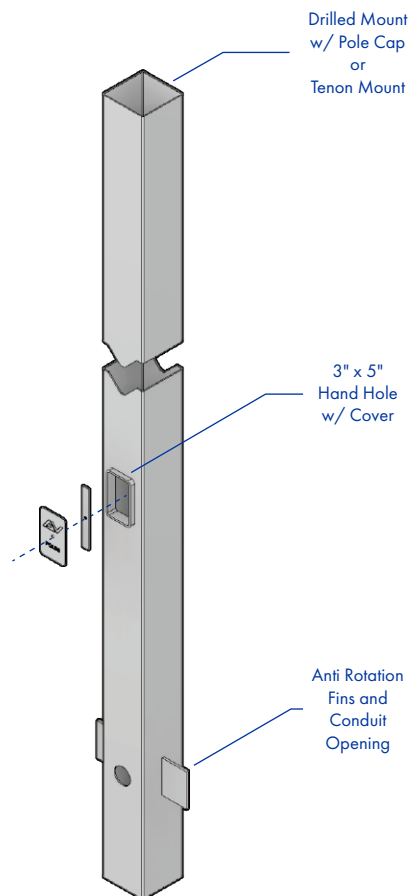
4" SQUARE STRAIGHT ALUMINUM DIRECT BURIAL (0.188 Heavy Wall)



SHAFT: One-piece extruded 6063 aluminum alloy tube heat treated to a T6 temper.

GROUNDING: Provision; 3/8-16 Threaded stud welded to inner shaft wall opposite hand hole. Flat washer and hex nut provided.

HARDWARE: S304 stainless steel



FINISH: TGIC thermoset polyester powder coat finish is electrostatically applied at a 3.0 mil minimum thickness. A five stage metal pretreatment process and sealer provide maximum corrosion resistance. The powder top coat is baked in excess of 400 degrees for supreme endurance.

POLE SCHEDULE

CATALOG NUMBER	POLE HEIGHT	SHAFT SIZE	WALL THICKNESS	DIRECT BURIAL
SSA-DB-104-188	10'	4" x 4"	0.188"	Extends 48" below grade
SSA-DB-124-188	12'	4" x 4"	0.188"	Extends 48" below grade
SSA-DB-144-188	14'	4" x 4"	0.188"	Extends 48" below grade
SSA-DB-164-188	16'	4" x 4"	0.188"	Extends 48" below grade
SSA-DB-184-188	18'	4" x 4"	0.188"	Extends 48" below grade
SSA-DB-204-188	20'	4" x 4"	0.188"	Extends 48" below grade

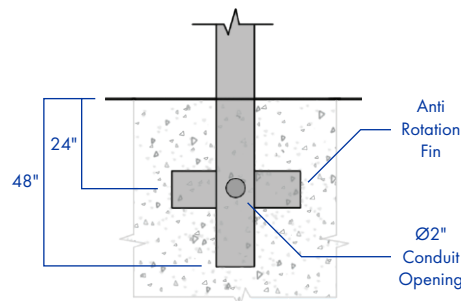
E.P.A. DATA SCHEDULE

Calculations based on sustained wind forces plus additional 1.3 mph gust.

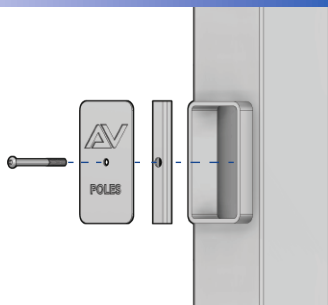
[illegible]

DIRECT BURIAL

DIRECT BURIAL: Direct burial poles are placed directly in ground material, eliminating the need for anchor plates and anchor bolt requirements. Fabricated with two anti-rotation fins and Ø2" conduit opening for electrical access.



HAND HOLE

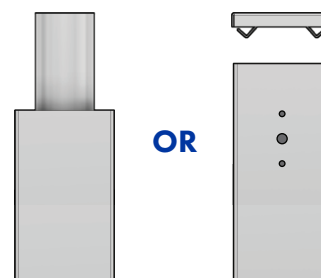


HAND HOLE: Reinforced 3" x 5" hand hole is located 18" above grade. Cover and attachment hardware provided.


TENON OR DRILL MOUNT

TENON MOUNT: Available with 2.375" O.D. or 2.875" O.D. tenon

DRILL MOUNT: Removable top cap provided with drill-mount poles



GFI RECEPTACLE



GFI-METAL COVER: 2 gang vertical GFI receptacle with NEC 2017 Section 406.9(B)(1) compliant metal cover.

GFI-WEATHER PROOF IN-USE COVER: 2 gang vertical GFI receptacle with In Use Non Metallic cULus listed cover.

ORDERING INFORMATION

AVPL-RTA -

HEIGHT	SHAFT	SHAFT WALL	MOUNTING	GFI	ACCESSORIES	FINISH
10'	4" 4" x 4" Square	0.188" Heavy Wall	PT23 Ø2.375" TENON	GFI with METAL COVER	BEB BANNER EYE BOLT	DBZ DARK BRONZE
12'			PT27 Ø2.875" TENON	GFI with WEATHER PROOF IN-USE COVER	CPLN THREADED COUPLING	BLK BLACK
14'			1@90 POLE DRILLING		BA BANNER ARMS	WHT WHITE
16'			2@90 POLE DRILLING		BH BASKET HOLDERS	GRY GREY
18'			2@180 POLE DRILLING		FH FLAG HOLDERS	GRN GREEN
20'			3@90 POLE DRILLING			GALV GALVANIZED
			3@120 POLE DRILLING			
			4@90 POLE DRILLING			
CONTACT FACTORY FOR HEIGHT OPTIONS			CONTACT FACTORY FOR DRILLING OPTIONS		CONTACT FACTORY FOR DETAILS	ALL RAL COLORS AVAILABLE