

## SWEEP ARM

### DESCRIPTION

This versatile arm is suited for traditional and contemporary fixtures. The SWA arm is ideal for courtyards, pathways, municipal, and commercial decorative light pole applications.

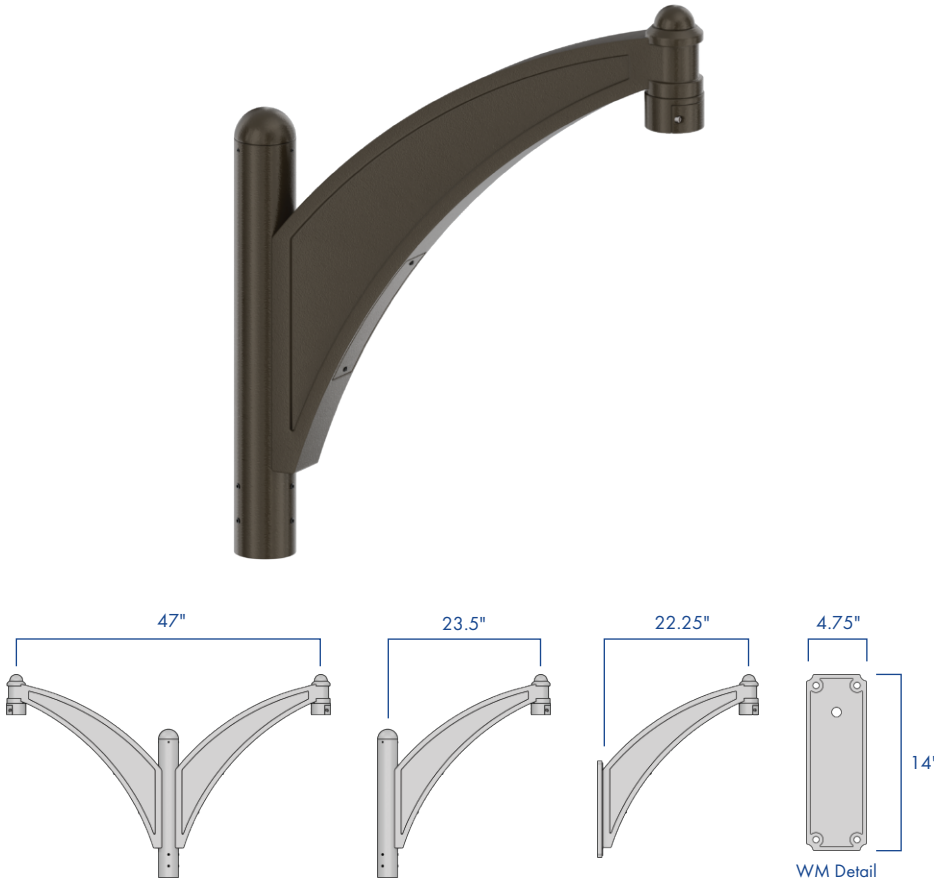
### FEATURES

Mounts to 3" O.D. tenon.

One piece corrosion resistant cast aluminum construction with minimum wall thickness of 0.25"

Stainless steel hardware.








TGIC thermoset polyester powder coat finish is electrostatically applied at a 3.0 mil nominal thickness. A five stage metal pre-treatment process and sealer provide maximum corrosion resistance. The powder top coat is baked in excess of 400 degrees for supreme endurance.



SUITABLE FOR  
**WET**  
LOCATIONS

## ORDERING INFORMATION

AVPL -

ARM	MOUNTING	FINISH
SWA	1-90..... 	DARK BRONZE
	2-90..... 	BLACK
	2-180..... 	WHITE
	3-90..... 	GREY
	3-120..... 	GREEN
	4-90..... 	
	WALL MOUNT..... 	
CONTACT FACTORY FOR DRILLING OPTIONS		ALL RAL COLORS AVAILABLE