

G4 SERIES - LED AREA LIGHT

The G4 SERIES - LED Area Light, 150 lm/W, IP65 Wet Location, 0-10V Dimmable, Premium Outdoor Luminaire with Smart Technology (Wattage and CCT Selectable).

FEATURES

Lumen Output	15000 to 45000 lumens
Efficacy	150 lm/W
Input Voltage	120-277V or 277-480V
Dimmable	0-10V Continuous
CCT	3K, 4K, 5K Selectable
IP Rating	IP65 Wet Location
Warranty	7 Years

Applications

Premium outdoor luminaire suitable for parking areas, auto dealerships, industrial yards, building exteriors, roadways, alleys, and pedestrian walkways.

Construction

Manufactured for weather-proof durability using solid heavy duty die cast aluminum housing with anti-UV polyester coating to resist water, salt, corrosion, discoloration, and scratching. IP65 Wet Location rated for dust-tight, water jets: IEC 60529. Impact Protection IK08, 5 joules: IEC 62262:2002. Includes Pressure Escape Valve.

Electrical

Input voltages 120-277V or 277-480V models with 0-10V Continuous Dimming. Operating temperatures -40°F to 113°F (-40°C to 45°C). Surge Protection Rating 4kV-10kV: IEC 61000-4-5.

Mounting

Adjustable options include Slip-Fit, Round /Square Pole, and Trunnion Mounts.

Optics

Anti-UV Clear Polycarbonate IES / NEMA Type III Lens standard. Type V available.

Controls

Photocell, Bi-Level Dimming, and Motion Detection programmable twist-lock cap with Remote Control. Shorting Cap for manual switch or timer control.

Listings

UL certified to meet US and Canadian standards. FCC, and RoHS compliant. Listed to qualify for energy-efficient LED lighting rebates.

Warranty

7 yr /75K hrs.

100W Models



100W, 150W, 200W Models



200W, 240W, 300W Models



Slip-Fit Mount



Trunnion Mount




Square /Round Pole Mount



Smart Sensor Cap



Correlated Color Temperatures (CCT)



SPECIFICATIONS

Energy Data

Input Voltage: 120-277V, 277-480V
 Input Frequency: 50/60 Hz
 Wattage: 100W, 150W, 200W, 240W, 300W
 Power Factor: >0.9
 Total Harmonic Distortion (THD): <15%
 Operating Temperature: -40°F to 113°F (-40 °C to 45 °C)

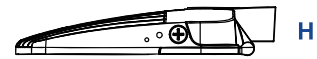
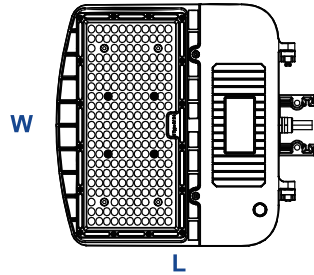
Lighting Data

Lumens: 15000, 22500, 30000, 36000, 45000
 Lumens Per Watt: 150 lm/W
 Color Correlated Temperature (CCT): 3000K, 4000K, 5000K
 Dimmable: 0-10V
 Color Rendering Index (CRI): >70
 L70: 75000 hours

PHYSICAL DIMENSIONS

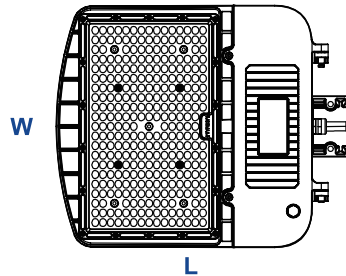
100W Models

13.31"L x 12.40"W x 2.47"H



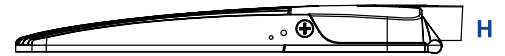
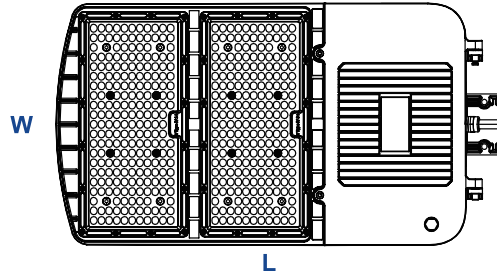
100W, 150W and 200W Models

15.90"L x 12.40"W x 2.48"H





200W, 240W and 300W Models

22.79"L x 12.40"W x 2.55"H



ORDERING INFORMATION

AVPL -	-	-	-	-	-	-	-
LUMINAIRE	WATTAGE	COLOR TEMP	OPTICS	VOLTAGE	MOUNTING	FINISH	OPTIONS
G4-13	100W SINGLE WATTAGE	3K, 4K, 5K FIELD SELECTABLE	TYPE III 	120-277V VOLTAGE SENSING	AL-PM POLE MOUNT	DARK BRONZE	SC SHORTING CAP
G4-15	100/150/200W FIELD SELECTABLE	3K, 4K, 5K FIELD SELECTABLE	TYPE V 		AL-SF SLIP FIT		AL-PC PHOTOCELL SENSOR
G4-23	200/240/300W FIELD SELECTABLE	3K, 4K, 5K FIELD SELECTABLE			AL-TR TRUNNION MOUNT		AL-BI PHOTOCELL + BI-LEVEL DIMMING MOTION SENSOR HD05R REMOTE CONTROL

