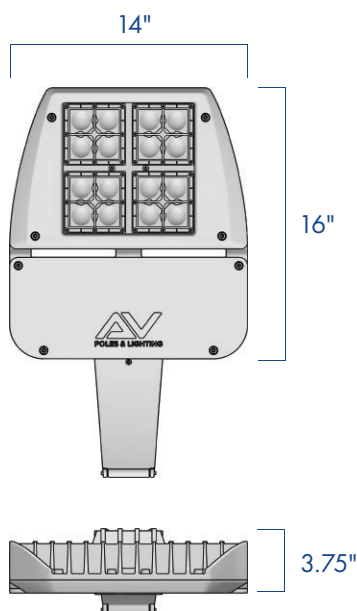



**DIMENSIONS**

**HOUSING & ARM**

Main Housing and Electrical Compartment of cast aluminum alloy (A356; .2% Cu) including Electrical Compartment cover and Arm. A barrier wall is cast in place between the optical section and the electrical compartment. Housing and Arm are mechanically joined. Hinged door on bottom of Arm allows access to incoming wiring. All exposed hardware is stainless steel.

**LED EMITTERS & OPTICS**

Optical frame secures Optical plate to Housing for thermal transfer and recesses LED Optics to provide U0 upright rating. 4-Squared emitters have 4 emitters per die with 4 dies per Optic allowing 16 emitters per 4-Squared Optic. Emitters are >70CRI.

LumenUs silicone lens material is heat resistant to 200°C and retains 96% optical clarity. Silicone material is flexible, making it impact resistant. Each LumenUs silicone lens covers 4 emitter dies and seals each optic to meet an IP67 rating. The optical system produces standard site/area distributions and are field replaceable and rotatable in 90° increments.

**DRIVER & ELECTRICAL**

Driver(s) are constant current electronic with a minimum operating temperature of -40°F/-40°C. Driver(s) is/are UL and cUL recognized and have a power factor of >.90.

Drivers accept an input voltage of 120-277V, 50/60Hz or 347V-480V, 50/60Hz. (0 - 10V dimming is standard). A separate 20KV surge suppressor is installed on the incoming power side of the driver assembly.

**COLOR & FINISH**

Super TGIC thermoset polyester powder coat paint, 2.5 mil minimum thickness, is applied over a 5-step pretreatment cleaning and sealing process. Super TGIC powder coat paint is cured at a minimum of 400°F for 30 minutes. Standard colors are Dark Bronze, Black, Green, Gray - ANSI 70, and White.

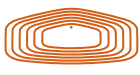



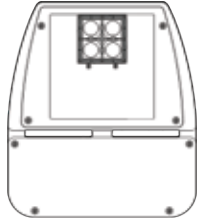
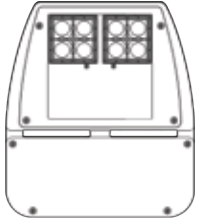
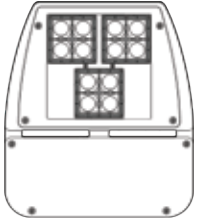
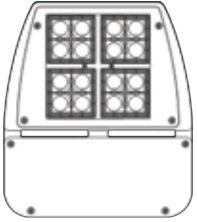
**CERTIFICATIONS & STANDARDS**




Project Name: \_\_\_\_\_

Type: \_\_\_\_\_

Specification/Order: \_\_\_\_\_

<p><b>MOUNTING CONFIGURATIONS</b></p>	<p><b>1</b> EPA = 0.7</p> <p><input type="checkbox"/></p>	<p><b>2-180</b> EPA = 1.4</p> <p><input type="checkbox"/></p>	<p><b>3-120</b> EPA = 1.8</p> <p><input type="checkbox"/></p>	<p><b>4-90</b> EPA = 2.3</p> <p><input type="checkbox"/></p>
	<p><b>WM</b> Wall Mount</p> <p><input type="checkbox"/></p>	<p><b>2-90</b> EPA = 1.2</p> <p><input type="checkbox"/></p>	<p><b>3-90</b> EPA = 1.8</p> <p><input type="checkbox"/></p>	
	<p>Note: 3-120 mounting requires a round pole or tenon mount option</p>			
<p><b>DISTRIBUTIONS</b></p>	<p> <b>TYPE II</b> <b>T2</b> <input type="checkbox"/></p>	<p> <b>TYPE III</b> <b>T3</b> <input type="checkbox"/></p>	<p> <b>TYPE IV</b> <b>T4</b> <input type="checkbox"/></p>	<p> <b>TYPE V</b> <b>T5S</b> <input type="checkbox"/></p>
<p><b>4-SQUARED LED OPTICS</b> 4Q1 = 16 LED 4Q2 = 32 LED 4Q3 = 48 LED 4Q4 = 64 LED</p> <p><b>DRIVE CURRENT</b> 70 = 700mA 105 = 1050mA</p>	<p> <b>4Q1-70</b> <input type="checkbox"/> <b>4Q1-105</b> <input type="checkbox"/></p>	<p> <b>4Q2-70</b> <input type="checkbox"/> <b>4Q2-105</b> <input type="checkbox"/></p>	<p> <b>4Q3-70</b> <input type="checkbox"/> <b>4Q3-105</b> <input type="checkbox"/></p>	<p> <b>4Q4-70</b> <input type="checkbox"/> <b>4Q4-105</b> <input type="checkbox"/></p>
<p><b>LED COLOR TEMPERATURE</b> 70CRI Standard</p>	<p><b>3000K CCT</b> Warm White <input type="checkbox"/></p>	<p><b>4000K CCT</b> Neutral White <input type="checkbox"/></p>	<p><b>5000K CCT</b> Cool White <input type="checkbox"/></p>	
<p><b>VOLTAGE</b> Drivers used are voltage sensing</p>	<p><b>120</b> <input type="checkbox"/> <b>208</b> <input type="checkbox"/></p>	<p><b>240</b> <input type="checkbox"/> <b>277</b> <input type="checkbox"/></p>	<p><b>347</b> <input type="checkbox"/> <b>480</b> <input type="checkbox"/></p>	<p><b>120-277*</b> <input type="checkbox"/> <b>347-480*</b> <input type="checkbox"/></p>
	<p>(* 120-277V and 347-480V are voltage and frequency (50-60HZ) sensing)</p>			
<p><b>FINISH COLOR</b> Super TGIC Polyester Powder Coat Paint</p>	<p><b>DBZ</b> <input type="checkbox"/> Dark Bronze</p> <p><b>BLK</b> <input type="checkbox"/> Black</p>	<p><b>WHT</b> <input type="checkbox"/> White</p> <p><b>GRN</b> <input type="checkbox"/> Green</p>	<p><b>GRY</b> <input type="checkbox"/> Gray - ANSI 70</p> <p><b>CC</b> <input type="checkbox"/> Custom Color - Define</p>	
	<p>All RAL colors are available</p>			



Project Name: \_\_\_\_\_

Type: \_\_\_\_\_

Specification/Order: \_\_\_\_\_

**OPTION:  
HOUSE SIDE SHIELDS**

**HSS1**

**HSS3**

**HSS2**

**HSS4**

**OPTION:  
PHOTOCELL**

**PC-X**  
Button Style  
1 Photocell  
(X = Specify voltage)

**PCR7**  
7-Pin Twistlock Receptacle  
with Shorting Cap  
ANSI 136.41

**OPTION:  
FUSING**

**SF**  
Single Fusing  
120V, 277V, 347V

**DF**  
Double Fusing  
208V, 240V, 480V

**OPTION:  
MOTION SENSOR**

**FSP-311**  
Photocell/Motion  
Sensor Combo  
(Programmable via Bluetooth)

CCT	LED Optic	Drive Current	Type II	Type III	Type IV	Type V Square	Watts	Volts	Amps
3000K	4Q1 - 16 LED	700mA	4169 lm	4295 lm	4129 lm	4177 lm	35	120	.30
	B-U-G		B1-U0-G1	B1-U0-G1	B1-U0-G1	B1-U0-G1		277	.13
	4Q2 - 32 LED	700mA	8338 lm	8591 lm	8257 lm	8353 lm	70	120	.59
	B-U-G		B2-U0-G2	B2-U0-G2	B2-U0-G2	B2-U0-G2		277	.26
	4Q3 - 48 LED	700mA	12507 lm	12886 lm	12386 lm	12530 lm	105	120	.88
	B-U-G		B2-U0-G2	B2-U0-G2	B2-U0-G2	B2-U0-G2		277	.40
	4Q4 - 64 LED	700mA	16676 lm	17181 lm	16514 lm	16706 lm	140	120	1.17
	B-U-G		B3-U0-G3	B3-U0-G3	B3-U0-G3	B3-U0-G3		277	.51
	4Q1 - 16 LED	1050mA	5670 lm	5842 lm	5615 lm	5680 lm	55	120	.49
	B-U-G		B1-U0-G1	B1-U0-G1	B1-U0-G1	B1-U0-G1		277	.20
	4Q2 - 32 LED	1050mA	11340 lm	11683 lm	11230 lm	11360 lm	110	120	.92
	B-U-G		B2-U0-G2	B2-U0-G2	B2-U0-G2	B2-U0-G2		277	.40
4000K	4Q3 - 48 LED	1050mA	17010 lm	17525 lm	16844 lm	17040 lm	165	120	1.38
	B-U-G		B3-U0-G3	B3-U0-G3	B3-U0-G3	B3-U0-G3		277	.60
	4Q4 - 64 LED	1050mA	22680 lm	23367 lm	22459 lm	22721 lm	220	120	1.84
	B-U-G		B3-U0-G3	B3-U0-G3	B3-U0-G3	B3-U0-G3		277	.80
	4Q1 - 16 LED	700mA	4424 lm	4558 lm	4381 lm	4432 lm	35	120	.30
	B-U-G		B1-U0-G1	B1-U0-G1	B1-U0-G1	B1-U0-G1		277	.13
	4Q2 - 32 LED	700mA	8848 lm	9116 lm	8762 lm	8864 lm	70	120	.59
	B-U-G		B2-U0-G2	B2-U0-G2	B2-U0-G2	B2-U0-G2		277	.26
	4Q3 - 48 LED	700mA	13272 lm	13674 lm	13143 lm	13296 lm	105	120	.88
	B-U-G		B2-U0-G2	B2-U0-G2	B2-U0-G2	B2-U0-G2		277	.40
	4Q4 - 64 LED	700mA	17696 lm	18232 lm	17524 lm	17728 lm	140	120	1.17
	B-U-G		B3-U0-G3	B3-U0-G3	B3-U0-G3	B3-U0-G3		277	.51
5000K	4Q1 - 16 LED	1050mA	6017 lm	6199 lm	5958 lm	6028 lm	55	120	.49
	B-U-G		B1-U0-G1	B1-U0-G1	B1-U0-G1	B1-U0-G1		277	.20
	4Q2 - 32 LED	1050mA	12033 lm	12398 lm	11916 lm	12055 lm	110	120	.92
	B-U-G		B2-U0-G2	B2-U0-G2	B2-U0-G2	B2-U0-G2		277	.40
	4Q3 - 48 LED	1050mA	18050 lm	18597 lm	17874 lm	18083 lm	165	120	1.38
	B-U-G		B3-U0-G3	B3-U0-G3	B3-U0-G3	B3-U0-G3		277	.60
	4Q4 - 64 LED	1050mA	24067 lm	24796 lm	23833 lm	24110 lm	220	120	1.84
	B-U-G		B3-U0-G3	B3-U0-G3	B3-U0-G3	B3-U0-G3		277	.80
	4Q1 - 16 LED	700mA	4496 lm	4632 lm	4452 lm	4504 lm	35	120	.30
	B-U-G		B1-U0-G1	B1-U0-G1	B1-U0-G1	B1-U0-G1		277	.13
	4Q2 - 32 LED	700mA	8992 lm	9264 lm	8904 lm	9008 lm	70	120	.59
	B-U-G		B2-U0-G2	B2-U0-G2	B2-U0-G2	B2-U0-G2		277	.26
4Q3 - 48 LED	700mA	13487 lm	13896 lm	13356 lm	13512 lm	105	120	.88	
B-U-G		B2-U0-G2	B2-U0-G2	B2-U0-G2	B2-U0-G2		277	.40	
4Q4 - 64 LED	700mA	17983 lm	18528 lm	17808 lm	18016 lm	140	120	1.17	
B-U-G		B3-U0-G3	B3-U0-G3	B3-U0-G3	B3-U0-G3		277	.51	
4Q1 - 16 LED	1050mA	6114 lm	6300 lm	6055 lm	6125 lm	55	120	.49	
B-U-G		B1-U0-G1	B1-U0-G1	B1-U0-G1	B1-U0-G1		277	.20	
4Q2 - 32 LED	1050mA	12229 lm	12599 lm	12110 lm	12251 lm	110	120	.92	
B-U-G		B2-U0-G2	B2-U0-G2	B2-U0-G2	B2-U0-G2		277	.40	
4Q3 - 48 LED	1050mA	18343 lm	18899 lm	18165 lm	18376 lm	165	120	1.38	
B-U-G		B3-U0-G3	B3-U0-G3	B3-U0-G3	B3-U0-G3		277	.60	
4Q4 - 64 LED	1050mA	24457 lm	25198 lm	24220 lm	24501 lm	220	120	1.84	
B-U-G		B3-U0-G3	B3-U0-G3	B3-U0-G3	B3-U0-G3		277	.80	