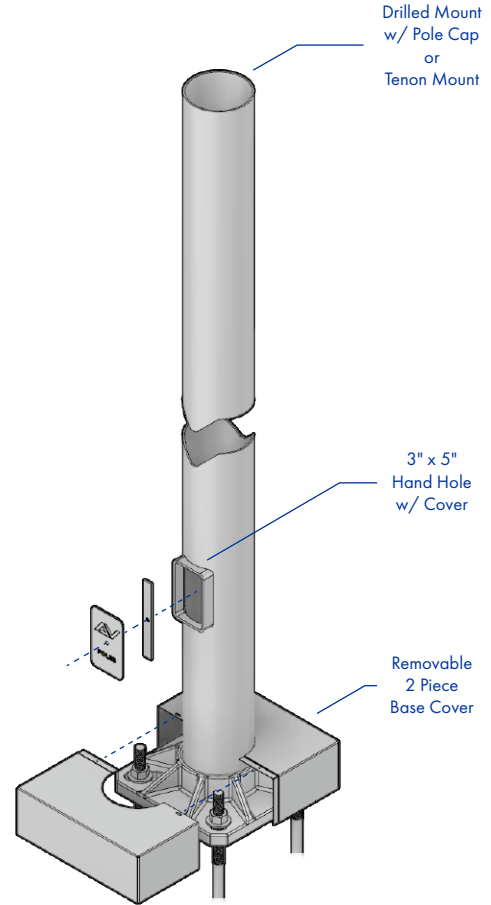
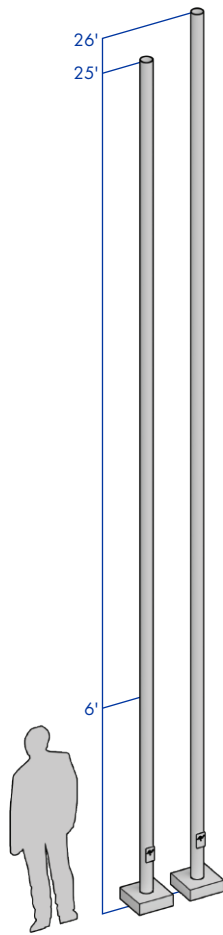


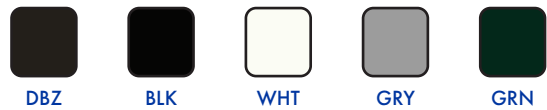
4" ROUND STRAIGHT ALUMINUM (0.188 Heavy Wall)



SHAFT: One-piece extruded 6063 aluminum alloy tube heat treated to a T6 temper.

GROUNDING: Provision; 3/8-16 Threaded stud welded to inner shaft wall opposite hand hole. Flat washer and hex nut provided.

HARDWARE: S304 stainless steel



FINISH: TGIC thermoset polyester powder coat finish is electrostatically applied at a 3.0 mil minimum thickness. A five stage metal pretreatment process and sealer provide maximum corrosion resistance. The powder top coat is baked in excess of 400 degrees for supreme endurance.

POLE SCHEDULE

CATALOG NUMBER	POLE HEIGHT	SHAFT SIZE	WALL THICKNESS	BOLT CIRCLE	ANCHOR BOLTS
RSA-254-188	25'	Ø4"	0.188"	10.25"	3/4" x 18" x 3"
RSA-264-188	26'	Ø4"	0.188"	10.25"	3/4" x 18" x 3"

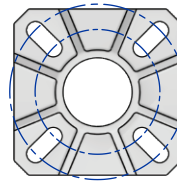
E.P.A. DATA SCHEDULE

Calculations based on sustained wind forces plus additional 1.3 mph gust.

MAX. FIXT. WT.	70 MPH	80 MPH	90 MPH	100 MPH
N/A	N/A	N/A	N/A	N/A
N/A	N/A	N/A	N/A	N/A

ANCHOR PLATE

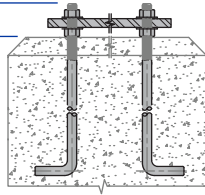
ANCHOR PLATE: Fabricated from cast A356 aluminum alloy and heat treated to a T6 temper. Base plate and shaft are circumferentially welded top and bottom. The anchor base is constructed with slotted anchor bolt holes.



AL-4 Template
10.00 X 10.00 X 0.75 Anchor Plate
9.50-10.25" DIA. Bolt Circle

Bolt Projection Above Grade

Minimum.....3.25"
Maximum.....3.75"

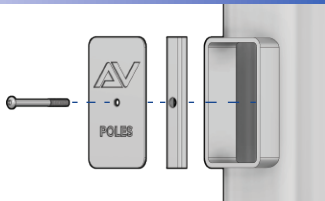
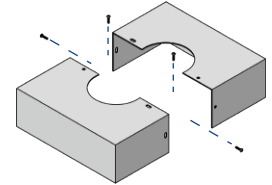
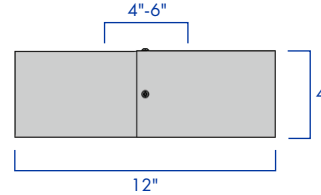


ANCHOR BOLTS

ANCHOR BOLTS: Fabricated from hot-rolled carbon steel bar with minimum yield strength of 55,000 PSI. Bolts are fully galvanized and conform to ASTM-F1554 A55. Each bolt is furnished with two hex nuts and two flat washers.

BASE COVER

BASE BOLT COVER: Two-piece standard full base cover is fabricated from heavy gauge quality carbon steel and pretreated with corrosion inhibitors. Provided with S304 stainless steel hardware. Spun and cast aluminum covers are available.




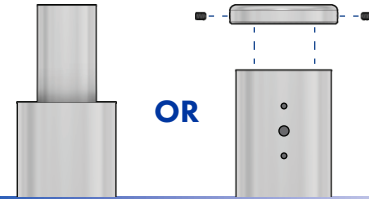
HAND HOLE

HAND HOLE: Reinforced 3" x 5" hand hole is located 18" above base. Cover and attachment hardware provided.

TENON OR DRILL MOUNT

TENON MOUNT: Available with 2.375" O.D. or 2.875" O.D. tenon

DRILL MOUNT: Removable top cap provided with drill-mount poles



GFI RECEPTACLE

GFI-METAL COVER: 2 gang vertical GFI receptacle with NEC 2017 Section 406.9(B)(1) compliant metal cover.

GFI-WEATHER PROOF IN-USE COVER: 2 gang vertical GFI receptacle with In Use Non Metallic cULus listed cover.

ORDERING INFORMATION

AVPL-RSA -

HEIGHT	SHAFT	SHAFT WALL	MOUNTING	GFI	ACCESSORIES	FINISH
25'	4" Ø4" Round	0.188" Heavy Wall	PT23 Ø2.375" TENON	GFI with METAL COVER	BEB BANNER EYE BOLT	DBZ DARK BRONZE
26'			PT27 Ø2.875" TENON	GFI with WEATHER PROOF IN-USE COVER	CPLN THREADED COUPLING	BLK BLACK
			1@90 POLE DRILLING		BA BANNER ARMS	WHT WHITE
			2@90 POLE DRILLING		BH BASKET HOLDERS	GRY GREY
			2@180 POLE DRILLING		FH FLAG HOLDERS	GRN GREEN
			3@90 POLE DRILLING			GALV GALVANIZED
			3@120 POLE DRILLING			
			4@90 POLE DRILLING			

CONTACT
FACTORY FOR
HEIGHT OPTIONS

CONTACT
FACTORY FOR
DRILLING OPTIONS

CONTACT
FACTORY FOR
DETAILS

ALL RAL COLORS
AVAILABLE