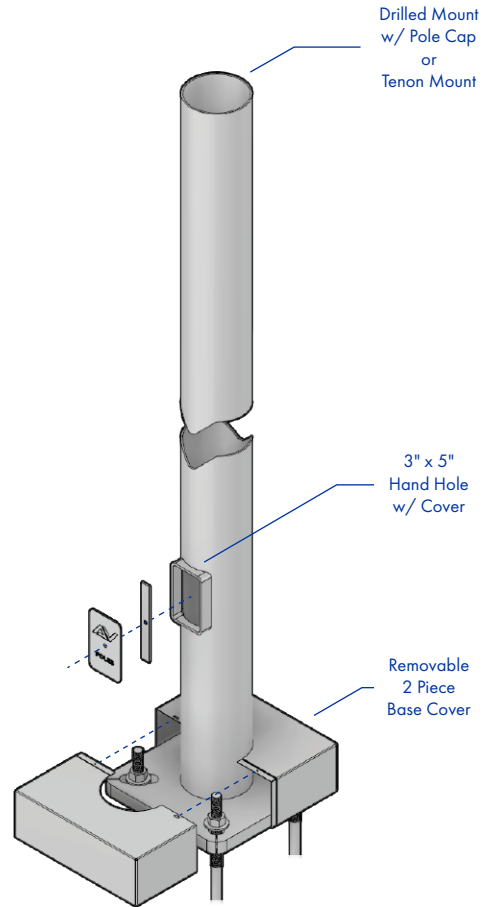



## 6" ROUND STRAIGHT STEEL (0.180 Heavy Wall)



**SHAFT:** Commercial-quality, hot-rolled, carbon steel tubing with a minimum yield strength of 46,000 PSI, conforms to ASTM A500 grade B.

**GROUNDING:** Provision; 3/8-16 Threaded stud welded to inner shaft wall opposite hand hole. Flat washer and hex nut provided.

**HARDWARE:** S304 stainless steel



**FINISH:** TGIC thermoset polyester powder coat finish is electrostatically applied at a 3.0 mil minimum thickness. A five stage metal pretreatment process and sealer provide maximum corrosion resistance. The powder top coat is baked in excess of 400 degrees for supreme endurance.

### POLE SCHEDULE

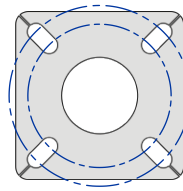
### E.P.A. DATA SCHEDULE

Calculations based on sustained wind forces plus additional 1.3 mph gust.

CATALOG NUMBER	POLE HEIGHT	SHAFT SIZE	WALL GAUGE	BOLT CIRCLE	ANCHOR BOLTS	MAX. FIXT. WT.	70 MPH	80 MPH	90 MPH	100 MPH
RSS-186-7	18'	Ø6"	7	11.5"	1" x 36" x 4"	375	N/A	41.9	21.3	16.4
RSS-206-7	20'	Ø6"	7	11.5"	1" x 36" x 4"	325	N/A	29.1	19.5	13.3
RSS-256-7	25'	Ø6"	7	11.5"	1" x 36" x 4"	300	N/A	17.3	14.1	10.6
RSS-286-7	28'	Ø6"	7	13.5"	1" x 36" x 4"	250	N/A	15.1	12.1	9.2
RSS-306-7	30'	Ø6"	7	13.5"	1" x 36" x 4"	225	N/A	13.8	10.6	8.1

## ANCHOR PLATE

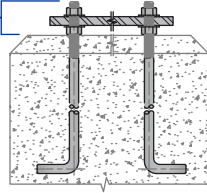
**ANCHOR PLATE:** Fabricated from hot-rolled carbon steel plate conforming to ASTM A36 meets or exceeds minimum yield strength of 36,000 PSI. All welds shall conform to AWS D1.1. Base plate and shaft are circumferentially welded top and bottom.



**STL-3 Template**  
13.50 X 13.50 X 1.00 Anchor Plate  
11.50-14.50" DIA. Bolt Circle

### Bolt Projection Above Grade

Minimum.....3.25"  
Maximum.....3.75"

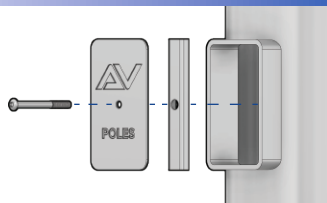
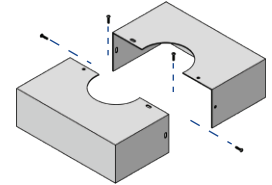
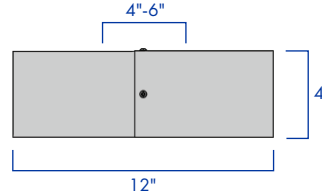


## ANCHOR BOLTS

**ANCHOR BOLTS:** Fabricated from hot-rolled carbon steel bar with minimum yield strength of 55,000 PSI. Bolts are fully galvanized and conform to ASTM-F1554 A55. Each bolt is furnished with two hex nuts and two flat washers.

## BASE COVER

**BASE BOLT COVER:** Two-piece standard full base cover is fabricated from heavy gauge quality carbon steel and pretreated with corrosion inhibitors. Provided with S304 stainless steel hardware. Spun and cast aluminum covers are available.




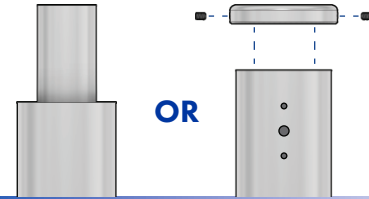
## HAND HOLE

**HAND HOLE:** Reinforced 3" x 5" hand hole is located 18" above base. Cover and attachment hardware provided.

## TENON OR DRILL MOUNT

**TENON MOUNT:** Available with 2.375" O.D. or 2.875" O.D. tenon

**DRILL MOUNT:** Removable top cap provided with drill-mount poles



## GFI RECEPTACLE

**GFI-METAL COVER:** 2 gang vertical GFI receptacle with NEC 2017 Section 406.9(B)(1) compliant metal cover.

**GFI-WEATHER PROOF IN-USE COVER:** 2 gang vertical GFI receptacle with In Use Non Metallic cULus listed cover.

## ORDERING INFORMATION

AVPL-RSS -

HEIGHT	SHAFT	SHAFT WALL	MOUNTING	GFI	ACCESSORIES	FINISH
18'	6" Ø6" Round	0.180" 7 Gauge	PT23 Ø2.375" TENON	GFI with METAL COVER	BEB BANNER EYE BOLT	DBZ DARK BRONZE
20'			PT27 Ø2.875" TENON	GFI with WEATHER PROOF IN-USE COVER	CPLN THREADED COUPLING	BLK BLACK
25'			1@90 POLE DRILLING		BA BANNER ARMS	WHT WHITE
28'			2@90 POLE DRILLING		BH BASKET HOLDERS	GRY GREY
30'			2@180 POLE DRILLING		FH FLAG HOLDERS	GRN GREEN
			3@90 POLE DRILLING			GALV GALVANIZED
			3@120 POLE DRILLING			
			4@90 POLE DRILLING			

CONTACT  
FACTORY FOR  
HEIGHT OPTIONS

CONTACT  
FACTORY FOR  
DRILLING OPTIONS

CONTACT  
FACTORY FOR  
DETAILS

ALL RAL COLORS  
AVAILABLE